

Comfortable, large space and easy operation

- ◆ **Large space:** Sliding control system, with reserved space for sleeping berth;
- ◆ **Warm in winter and cool in summer:** The fully upholstered cab features surround-type air conditioning vents, delivering effective airflow. Even in peak summer heat, the temperature inside the cab is only 22 °C;
- ◆ **Comfortable operation:** Featuring a 7-inch color display for centralized display, with easy-to-reach integrated buttons, and an electric control joystick for convenient operation.

Predictive maintenance, one-stop service

- ◆ **Predictive maintenance:** It utilizes multi-sensor real-time monitoring of equipment status (intake pressure, cleanliness of hydraulic oil, axle temperature), enabling accurate prediction to improve equipment reliability;
- ◆ **Transverse power system:** It enables one-stop filter element renewal and radiator cleaning.



C10 Series



SANY HEAVY INDUSTRY CO., LTD.

Sany Industrial City, Changsha Economic and Technological Development Zone, Hunan Province, China
Zip: 410100
Fax: 0086-731-85835199 Enquiry and Complaint Telephone: 0086-4006098318

Warm reminder:
As the technology is constantly updated, technical parameters and configurations are subject to change without prior notice.
The machine on the picture may include additional equipment, this album is for reference only, subject to the actual.
The copyright belongs to SANY Heavy Industry, and no part of this catalog may be reproduced or copied for any purpose without SANY Heavy Industry's written permission.

© China print Apr. 2025 edition



Scan the QR code to follow
the WeChat Official Account of
SANY Road Machinery

V 20250409

SANY®

SPECIFICATION



Road roller SPR260C-10 SPR300C-10

QUALITY CHANGES THE WORLD
www.sanyglobal.com

Product Highlights

Safety, comfort, fuel efficiency and convenience.

All-around view, double insurance for braking

- ◆ **Clear sight:** Panoramic cab providing 360° view without dead angle;
- ◆ **Reliable braking:** Hydraulic wheel brake with industry-leading braking capacity; braking available even when shut down;
- ◆ **Accident prevention:** Active safety control with collision risk alerts, automatic deceleration and parking, and intelligent anti-collision.

Power adaptive, worry-free and fuel-efficient

- ◆ **Diesel saving:** The System of Power Adaptive automatically adjusts the power parameters in real time, keeping the system operating in high-efficiency zone, and its fuel consumption is about 25% lower than that of the industry (about 8L/h fuel consumption at 6.8km/h continuous construction);
- ◆ **Vegetable oil saving:** Oil-water-gas mixed spraying system ensures automatic spraying of non-stick materials, and precisely controls the flow rate to achieve the purpose of fuel saving.



SPR260/300C-10

Road roller
C10 Series

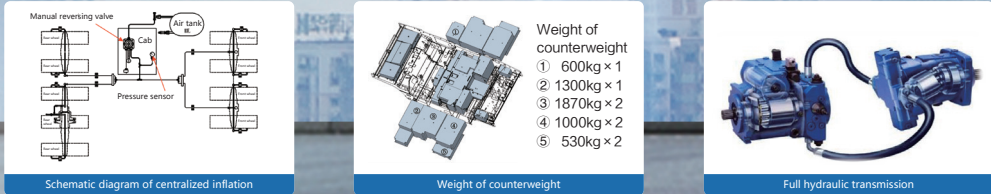
High safety

- It features the industry's first full hydraulic wheel brake, with a short braking distance. The system delivers fast response and achieves the shortest braking distance in the industry at <4.8m. The hydraulic system requires maintenance every 1,000 hours or once a year. The foot brake is still available after shutdown and power-off.
- Automatic oil injection system removes the need for manual oiling, eliminating safety hazards. It features oil-water-gas mixed spraying with adjustable oil-water mixing ratio. It delivers great atomization effect, while achieving 10% lower oil consumption compared to industry standards, and there is no need for manual oiling.



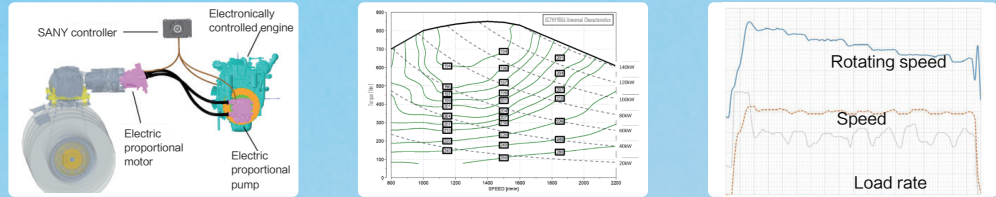
High quality

- Tire pressure monitoring and adjustment (optional):** The tire pressure is displayed in real time on the display screen, so you can always keep an eye on it. The reversing valve is in the cab and can inflate or deflate tires during construction, enabling tire pressure adjustment within the range of (4bar – 7bar). Make sure that the tire pressure of all tires is consistent.
- Weight adjustment of the complete machine:** The maximum weight of the whole machine is >27000kg. By adjusting the counterweight, the weight of the complete machine can be achieved at tonnage levels such as 26, 24, 20, and 18. Only a forklift is needed to quickly adjust the weight of the complete machine.
- Flexible start-stop with no asphalt pushing:** The fully electronically controlled travel system continuously adjusts the pump and motor displacement to achieve smooth start and stop of the whole machine. The start and stop are smooth without impact, there is no pushing phenomenon on the road surface, and the road surface is flat.



Power adaptive technology

- Power adaptive control technology adjusts engine, pump and motor parameters in real time to ensure efficient operation of the system;
- According to the comparative testing under the same working condition, the fuel consumption is about 25% lower than that of the industry (under municipal working conditions, with an average fuel consumption of 8L/h);
- It has a 10km/h construction gear for high-efficiency construction.



Panoramic cab and sliding control system

- Panoramic cab providing 360° view without dead angle;
- Sliding control system, with reserved space for sleeping berth;
- High-power heating and cooling air conditioner with three-dimensional air outlet, ensuring warm in winter and cool in summer;
- Featuring a 7-inch color display for centralized display, with easy-to-reach integrated buttons, and an electric control joystick for convenient operation.



Oil-water-gas mixed spraying system

- It features oil-water-gas mixed spraying, delivering great atomization effect, preventing material adhesion on tires, and eliminating the need for manual oiling;
- Equipped with flow collection control, it can accurate control the flow rate of each nozzle to reduce waste (consumption is about 10% lower than that of the industry, for municipal working conditions, average fuel consumption is about 5.5L/h).



Product standard/optional items

Item	Description of additional/optional configuration	Notes
Single steering wheel + sliding seat	The seat position can be adjusted appropriately on the left side of the cab	Standard
Dual steering wheels + sliding seat	Driving can be done on either the left or right side	Optional
Three-variable energy-saving technology	According to the engine load, adjust the engine speed during braking to reduce fuel consumption	Standard
Centralized inflation	The tires can be inflated and deflated uniformly, and they can be inflated during construction	Optional
Oil-water mixed spraying technology	It can achieve oil-water mixed spraying, delivering great atomization effect, low vegetable oil consumption, and spraying interval can be adjusted in multiple gears	Standard
Reverse visualization	Reversing image can be displayed on the display	Standard
Selection of complete machine weight	The complete machine is equipped with 26 tons as standard, and can be equipped with 27 tons as optional	Optional

*: The above optional configuration needs to be priced separately

Service environment of product

- Altitude: ≤4,000 m
- Temperature: -20℃ to 45℃
- Gradient: ≤25%

Economic value analysis

The roller that saves "money" can save customers an annual usage cost of RMB 23,000

1. Low fuel consumption – about RMB 22,000 can be saved in fuel cost yearly

- With power adaptive technology, fuel consumption is about 25% lower than that of the industry, saving about RMB 15,000 in fuel costs yearly;
- The automatic spraying system accurately controls the flow rate, and the vegetable oil consumption is about 10% lower than that of the industry, saving about RMB 7,000 in vegetable oil costs yearly.

2. Easy maintenance – about RMB 1,000 can be saved in maintenance cost yearly

- Full hydraulic brake system (without vacuum booster pump), maintenance-free;
- One-stop filter renewal and radiator cleaning at your fingertips, with maintenance time shortened by 50%.

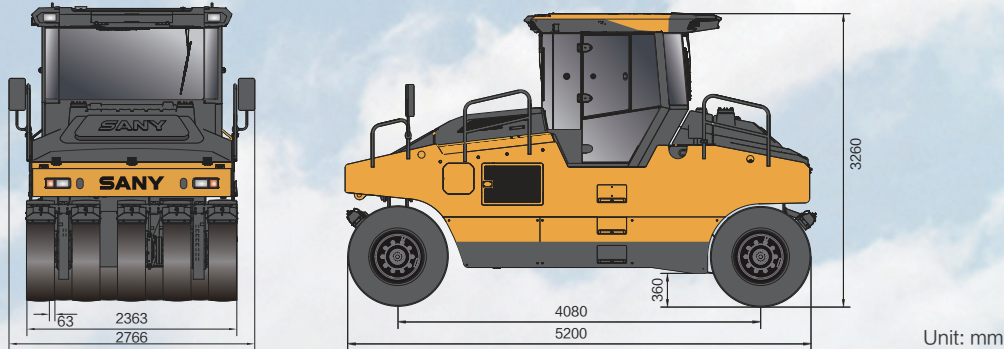
Note: calculated as 1000h yearly.



Product Parameters

Overall Dimensions

The following are standard configuration measurement values; actual values may vary depending on optional components.



Item	SPR260C-10	SPR300C-10
Engine brand and model	SDEC SC7H190G3	SDEC SC7H190G3
Emission stage	Non-road China III	Non-road China III
Rated net power/speed (kW/rpm)	138/2200	138/2200
Maximum operating mass (kg)	26000	30000
Single tire load (t)	2.88	3.33
Compaction width (mm)	2368	2368
Tire overlap (mm)	63	63
Theoretical gradeability	25%	25%
Operation speed (km/h)	0~5.5 / 0~8 / 0~10 / 0~14	0~5.5 / 0~8 / 0~10 / 0~14
Transition speed (km/h)	0~14	0~14
Minimum ground clearance (mm)	360	360
Wheelbase (mm)	4080	4080
Fuel tank volume (L)	180	180
Transportation dimensions (L×W×H) (mm)	5200×2363×3260	5200×2363×3260