SANY

SYL0800D6C1

Unit Parameters

Model	SYL0800D6C1
Frequency (Hz)	60
ESP (kW/kVA)	880/1100
Rated Power (kW/kVA)	800/1000
Rated Voltage (V)	400
Phase	3
Speed Control Type	Electronic speed control

Unit Size and Weight

Length (mm)	6058
Width (mm)	2438
Height (mm)	2591
Net Weight (kg)	14500

☑

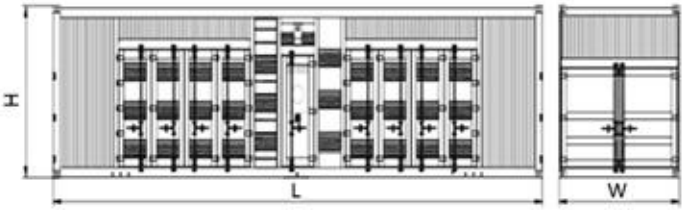

☐

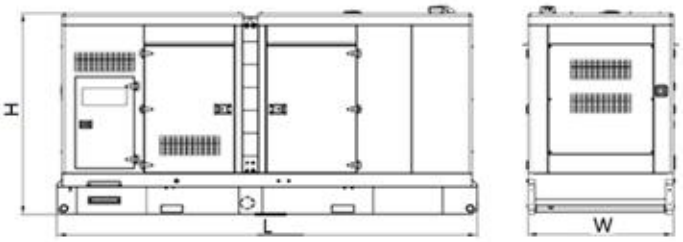

☐

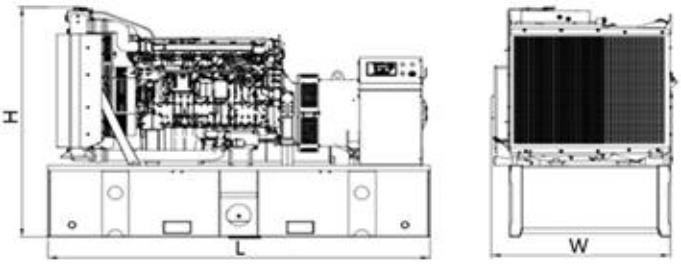

* The above is for reference only, the actual size and weight are subject to the final design drawings.

SYL0800D6C1

Engine

Brand		HUNAN DEUTZ
Model		T131S3(2set)
No. of Cylinders		6
Displacement (L)		12.94
Bore × Stroke (mm)		131×160
Starter Voltage (V)		24
Fuel Consumption (L/h)	100% load	107.5×2
	75% load	77.1×2
	50% load	51.1×2
	25% load	28.3×2

Alternator

Brand	SANY
Model	SYG0450(2set)
Mode of connection	Three phases and four lines
Connection type	Y-shaped connection
Exciter system	Auxiliary winding excitation
Voltage regulator	AVR
Bracket type	Single bearing

Controller

Brand	DEIF
Model	AGC150(2set)

Generator

SANY

SYL0800D6C1

Configurations

"☑" configuration items "☐" No configuration items

Standard configuration	Optional configuration	
☑Engine	☑Fuel-water separator	☐Pre-lubrication system
	☐Water jacket heater	☐Inlet air shutdown valve
	☐Engine oil heater	☐Gas start system
	☐Heavy-duty air cleaner	
☑Alternator	☐Permanent magnet generator	☐Stator temperature sensor
	☐Digital voltage regulator	☐Bearing temperature sensor
	☐Anti-condensation heater	☐Differential protection
☐Single-machine control	☑Parallel control	☐Redundancy control
	☐Grid-connected control	☐Remote monitoring system
☑40℃ Radiator	☐50℃ Radiator	
☑Unit integrated output	☐Individual output cabinet	
☑Battery negative switch ☑Maintenance-free lead-acid battery and cable	☑Battery charger	
☑Industrial muffler	☐Residential muffler	☐Fire extinguishing muffler
☐No fuel tank	☐Chassis tank	☑Daily-use fuel tank
☑Rubber damper	☐Spring bumper	
☑Steel chassis	☐Silent box type noise reduction box	☑Container type noise reduction box
	☐Tool kit	

***Special instructions:**

The Rated power is the maximum power that a unit can operate continuously with variable load under standard environmental conditions, and is allowed to operate at an overload of 10% for 1 hour every 12 hours.
ESP refers to the maximum power that a generator set can operate continuously at variable loads under standard working conditions. The power of the generator set has been adjusted to its maximum, therefore overloading operation is not allowed.

***Operating conditions and power correction:**

Altitude: ≤ 1000m (power correction required when>1000m).
Environmental temperature: 40 ℃ (Rated power correction required when >40 ℃, ESP power correction required when >25 ℃).
Relative humidity: ≤ 60%.
Land use.
Fixed on the ground during power supply to prevent movement.
When the operating conditions of the generator set do not meet the above conditions, the generator set needs to meet user needs through optional configurations, and the rated power value of the generator set needs to be corrected under high altitude and high temperature conditions.

SANY

SYL0800D6C1